



# Now Offering : PowerShare

Fast. Convenient. Reliable  
Image Viewing



### Welcome to PowerShare.

Imaging viewing made simple.

**PowerShare** is a modern, web-based, and mobile-friendly image viewing system designed to enhance clinician efficiency and improve patient care across health systems.

**PowerShare** provides quick, convenient access to radiology studies and eliminates the need for CDs or physical image transfers. **Register today** to securely view and download patient images.

### Getting Started:

#### New to PowerShare? Let's get enrolled!

If you need to establish a new Provider or Facility account visit [SampsonRMC.org/PowerShare](http://SampsonRMC.org/PowerShare). Complete all fields and click register to send your request to Sampson Regional Medical Center for acceptance. Once your request has been submitted you will receive an email from Nuance PowerShare Network Notifications asking you to confirm your email address and activate your account by completeing authentication steps.

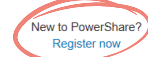
#### Already Enrolled in PowerShare?

If you already have a Nuance PowerShare account, no additional enrollment is required. You can begin accessing shared studies as long as **Sampson Regional Medical Center** is listed under your **My Contacts** page. If we are not listed as a contact, skip to Request to Connect with Sampson Regional Medical Center.



#### Sign in to PowerShare

Email



**New to PowerShare?**  
On the sign in page click the link **Register Now** to get enrolled.



#### Register as a physician

- Patient  Physician  Healthcare organizations  
All fields are required

Name  
First Name   
Last Name

Physician  
National Provider ID

[Look up your NPI](#)

Account  
Email

- I have read and accept the [Terms and Conditions](#)  
 I have read and accept the [BAA](#)

I'm not a robot

**Register as a Physician or Healthcare Organization.**  
On the registration page complete all sections and click the blue **Register** button to get enrolled.

Registration instructions continued on back page. →

### Questions?

Email our Medical Records team!



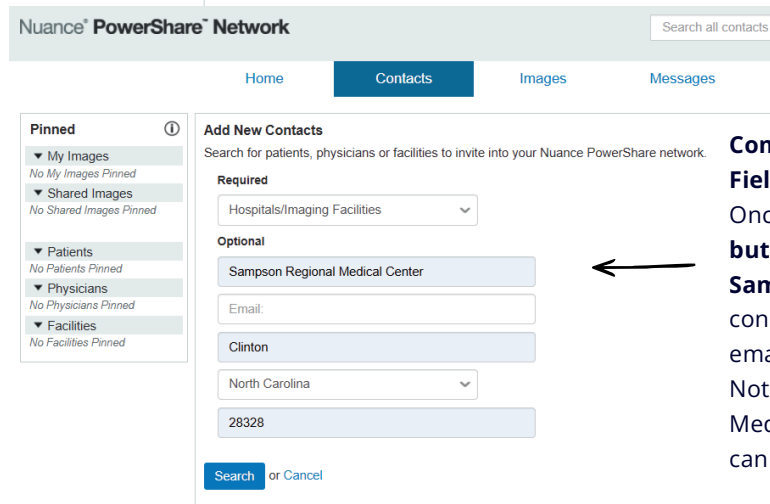
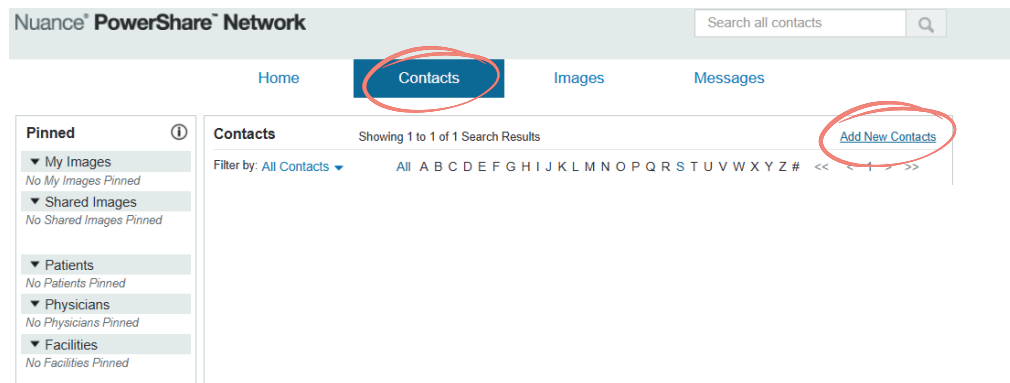
[medicalrecords@sampsonrmc.org](mailto:medicalrecords@sampsonrmc.org)



## Adding Contacts:

### Request to Connect with Sampson Regional Medical Center

Sampson Regional Medical Center will need to become one of your established connections to share images with you. To request connection, login to your PowerShare account and navigate to the **Contacts Tab**. Your contacts tab will list any healthcare organization who you have registered with. To connect with Sampson Regional Medical Center you will need to click on **Add New Contact** that is located in the top right corner.



### Complete Required Fields Along with Optional Fields to search for a specific location.

Once you complete the fields click on the **Search** button and then **click the invite tab beside Sampson Regional Medical Center** to request connection. Upon approval, you will receive an email from Nuance PowerShare Network Notifications alerting you that Sampson Regional Medical Center has accepted your invitation and you can begin requesting images.

## Requesting Images:

### Request Images as Needed or Set Up Auto Delivery

Requesting images is now just a click away. Click on the images tab and complete all necessary information for the images you are requesting. Choose whether the priority is STAT, Urgent or Routine. In the description section, tell us what imaging studies you need, and include any special instructions to help us pull all needed information. \*Note, if you would like the images to go to another facility, please add complete facility information including address if possible to the notes section. If you would like to set up auto delivery for all referred patients to our facility, please reach out to our Medical Records Director at 910.590.8795 to establish this for you.

## PowerShare Tips

- Turn on your **notifications** when images are sent to your account. You can complete this under **Account Settings>Notification Preferences**.
- When you use the **Copy** action images are **saved in your PowerShare account for 45 days**. You may also download images to your PC.
- **Download the Nuance PowerShare app** to easily access images on your phone or iPad.